

TECHNICAL DATASHEET


**POUR-IN-PLACE™**  
**BALLASTED GROUND SYSTEM**

**LANDFILL LEADER AND  
BEST SOLUTION FOR ROCKY SITES**

**PLACE**  
LEAVE BEHIND TUBS

**BUILD**  
SELF LEVELING RACKING

**POUR**  
STANDARD CONCRETE



**NO NEED TO FIGHT ROCKY GROUND WITH POSTS OR SCREWS**

- **68% FASTER THAN PRECAST**
- **MINIMAL IMPACT ON DRAINAGE**

**BENEFITS OF POUR-IN-PLACE™ VS. SCREW OR POST SYSTEMS:**

**POUR-IN-PLACE™ BALLASTED GROUND SYSTEM**


- ✓ Complete your site on time and on budget.
- ✓ Peace of mind with risk-free install.
- ✓ Up to 20% lower install racking cost than screw or post systems.

**SCREW OR POST SYSTEMS**

- ✗ Slow drilling needed for every hole.
- ✗ Slow and uncertain install timeline and budget.
- ✗ Up to 25% higher install racking cost than Pour-In-Place™.




Pour-in-Place™ Ballasted Ground System has self-leveling technology which enables fast install.



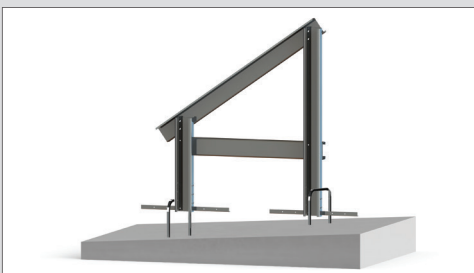
Pour-in-Place™ thin film panel clamps mount using socket head bolts.



Slots combine with rail support self-leveling technology enables up to 7" [18 cm] vertical adjustment.



Galvanized purlins with integrated wire management tray.



Large, hoop-shaped brackets slide to enable over 7" [18 cm] of vertical adjustment, which facilitates the installation on ground that slopes in all directions.

## FEATURES

- Pour-in-Place™ Ballasted Ground System: less concrete, faster install, steeper slopes.
- Substantial adjustability allows for slopes up to 15%.
- Self-leveling technology enables up to 7" [18 cm] total vertical adjustability including use of slots.
- No gravel beds or other expensive ground preparations required for leveling as needed for precast - save up to USD 0.05/watt.
- Up to 4'-0" [122 cm] high ground clearance to allow for snow and vegetation.
- 10° to 35° tilt with multiple inter-row spacing options.
- Full layout and engineering analysis for every project.
- Integrated grounding and wire management.

## TEST & CERTIFICATION

- Wind tunnel tested by industry leader CPP and rated for 175 mph [78 m/s] wind speed.
- Independent assessment by Black & Veatch.
- Rated up to 90 psf [4,300 Pa] snow load.
- ETL / UL 2703 tested (similar to the relevant sections of IEC 61215 & 61730).
- Meets IBC and ASCE standards for structural loading.
- Designed and engineered in the US. Includes a **20-year warranty**.

## CALCULATIONS

- PE Stamped Drawings - Design loads according to local building codes: ASCE 7, NBC, Eurocode, AS1170, GB 50009.
- 100% code compliant designs for any jurisdiction.
- Individual system structural calculations.

## MATERIAL

- Rail support structure components and module mounting rails: G90+ [20 µm] galvanized steel. Standard up to G180 [40 µm] special order.
- HMWPE forms.
- Magnicoat bolts and serrated flange nuts for structural member connections.
- Module mounting hardware (magnicoat):
  - Top mount: module mounting clips & serrated flange nuts.
  - Bottom mount: hex bolts, serrated flange nuts, star washers.
- Integrated grounding with star bolts or teathed module clamps included - both approved under ETL / UL 2703, [similar to the relevant sections of IEC 61215 & 61730].
- Proprietary Integrated-Hardware™: For faster structure assembly, module mounting and reduced O&M cost. Oversized Serrated Flange Nyloc Nut and Oversized Flange Star Bolt with integrated star washer eliminates the need for washers and star washers.

### GameChange Solar

**HEADQUARTERS**  
230 East Ave  
Suite 100  
Norwalk, CT, USA  
Phone: +1 (203) 769-3900  
Fax: +1 (646) 607-2223  
gamechangesolar.com  
media@gamechangesolar.com

**GLOBAL OFFICES**  
Dublin, Ireland  
Madrid, Spain  
Wuxi, China  
Bangalore, India  
Dubai, UAE  
Buenos Aires, Argentina  
Johannesburg, South Africa

**SERVICE SUPERCENTERS**  
Lakeland, FL, USA  
Mesa, AZ, USA  
Santiago, Chile

**RESEARCH & DEVELOPMENT CENTER**  
Brimfield, MA, USA