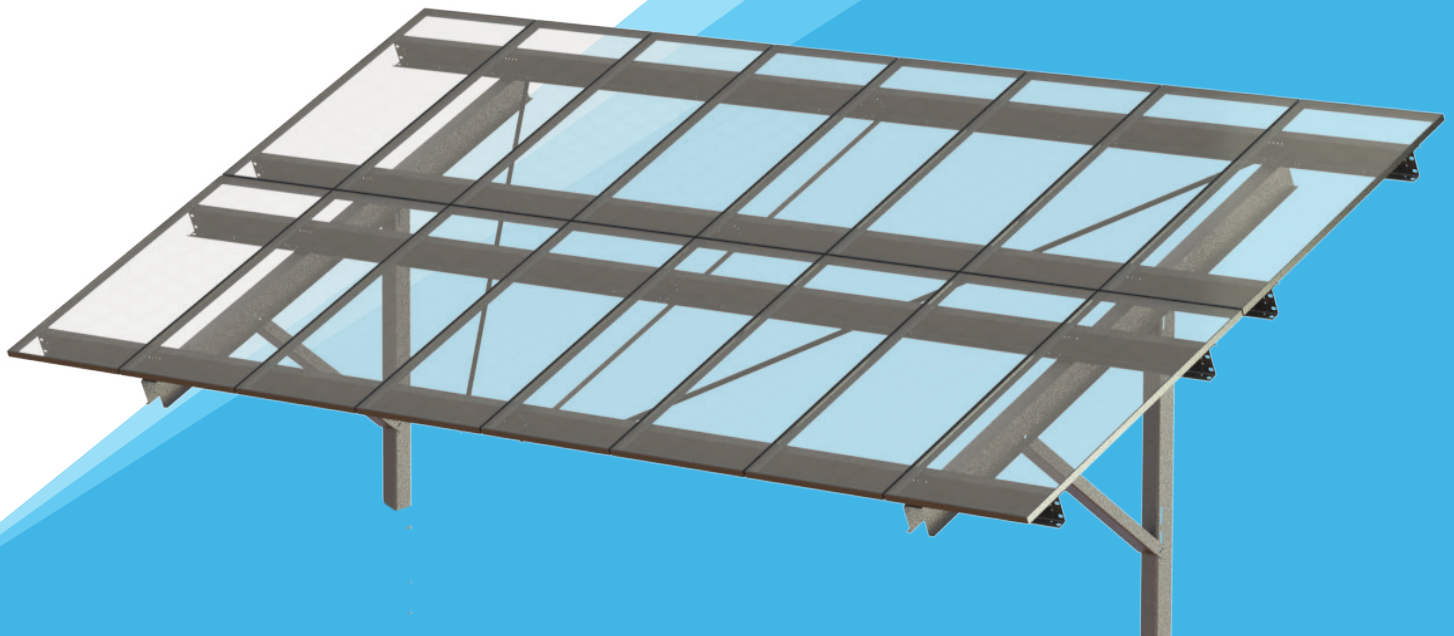


TECHNICAL DATASHEET

MAXSPAN™

**BEST QUALITY AND PRICED
POST DRIVEN FIXED TILT SYSTEMS**




FAST INSTALL + HANDLES SLOPING GROUND

**LESS POSTS WITH UNMATCHED SPAN
AND UP TO 15% TERRAIN SLOPES**


- Supports all poly, glass, and thin film modules
- Rugged design enables 175 mph [78 m/s] wind and 90 psf [4,300 Pa] snow loads
- Pull test and geotech services available
- Galvanized Z purlins have integrated trays for easy wire management
- 10° to 35° tilt with multiple inter-row spacing options



2-4Up in Portrait Single Post System



4-8Up in Landscape for Bifacial Modules



2-4Up in Portrait and 4-8Up in Landscape



East/West Post System

GameChange Solar

HEADQUARTERS

152 W 57th Street 44th FL.
New York, NY 10019, USA
Phone: +1 (212) 388-5160
Fax: +1 (646) 607-2223
media@gamechangesolar.com
gamechangesolar.com

EUROPE OFFICES

Dublin, Ireland
Zug, Switzerland
Madrid, Spain

ASIA OFFICES

Wuxi, China
Mumbai, India

DISCLAIMER: GameChange Solar provides this documentation without warranty in any form either expressed or implied. GameChange Solar may revise this document at any time without notice.

Rev. 7-24-2020

FEATURES

- Industry's most flexible racking system handles undulating ground conditions
- Three axes of adjustability demanded by installers for navigating real world site conditions where significant adjustability in the field is required
- The unmatched span capability of MaxSpan™ means there are fewer foundations than competing systems, which means less posts and less post installation cost. As few as 180 posts per MW for 2 up in portrait. 130 posts per MW for 3 up in portrait.
- Over 5" [12.7 cm] vertical adjustment for fast top of post leveling
- Up to 4'-0" [122 cm] high ground clearance to allow for snow and vegetation
- 10° to 35° tilt with multiple inter-row spacing options
- Available for framed modules (including First Solar Series 6™) in 2 to 4 portrait and 4 to 8 landscape and for multiple glass on glass module configurations including First Solar Series 4™
- Full layout and engineering analysis for every project
- Integrated grounding and wire management
- WideFlange and roll formed posts available
- South facing and East/West system option
- Single and Dual Post configuration available
- StubPost™ - With adjustable extender to handle rolling ground without grading
 - 35% shorter and lighter stub posts for faster handling and faster post driving
 - Install StubPost™
 - Install extender and base bracket at the same time
- Pre-assembled "Swiss Army Knife" Beam:
 - One worker carry by weight
 - Just bolt it onto post extender, cut zip tie, swing braces and brackets into position, and bolt down
 - All hardware and brackets pre-attached and in assembly kit
 - Super simple staging: one unit replaces previous staging of nuts, bolts, brackets, braces, and beam
- MaxSpan™ with TwistClamps™
 - TwistClamps™ Increase Install Speed 400%
 - 400 modules per worker day versus 100 with nuts and bolts
 - One worker inserts and twists all preassembled TwistClamps™ into purlins
 - Follow-up workers slide modules under TwistClamps™
 - Workers then use torque wrenches to do just one final rotation on the pre-attached serrated flange nyloc nut to reach required torque and simultaneously grounds the module
 - Modules always align even if posts and beams are far out of alignment since workers can slide modules north and south under TwistClamps™
 - No power tools or hardware needed
 - No follow-up torquing operations required

TEST & CERTIFICATION

- Meet IBC and ASCE standards for structural loading
- Electrical bonding with GameChange top mount clamps or star washers included
- ETL / UL 2703 tested (similar to the relevant sections of IEC 61215 & 61730)
- Wind tunnel tested by industry leader CPP
- Independent assessment by Black & Veatch
- Warranty 20 years - Designed and engineered in USA

CALCULATIONS

- PE Stamped Drawings - Design loads according to local building codes: ASCE 7, NBC, Eurocode, AS1170, GB 50009
- 100% code compliant designs for any locality

PULL TEST & GEOTECH

- Vertical and lateral capacity of the post is determined by pull test
- Test data is then analyzed by our in-house engineering team in parallel with geotechnical report to give the most efficient embedment depths, spans and post type

MATERIAL

- Post: G235 [55 µm] galvanized steel (HDG ASTM A123 option also available)
- Galvanized Purlins, NS Beam, Brace: G90 [20 µm] galvanized steel. Standard up to G180 [40 µm] special order.
- Star bolt or ETL / UL top mount teathed module clamp: stainless steel & magnicoat
- Proprietary Integrated Hardware™: For faster structure assembly, module mounting and reduced O&M cost. Oversized Serrated Flange Nyloc Nut and Oversized Flange Star Bolt with integrated star washer eliminates the need for washers and star washers.