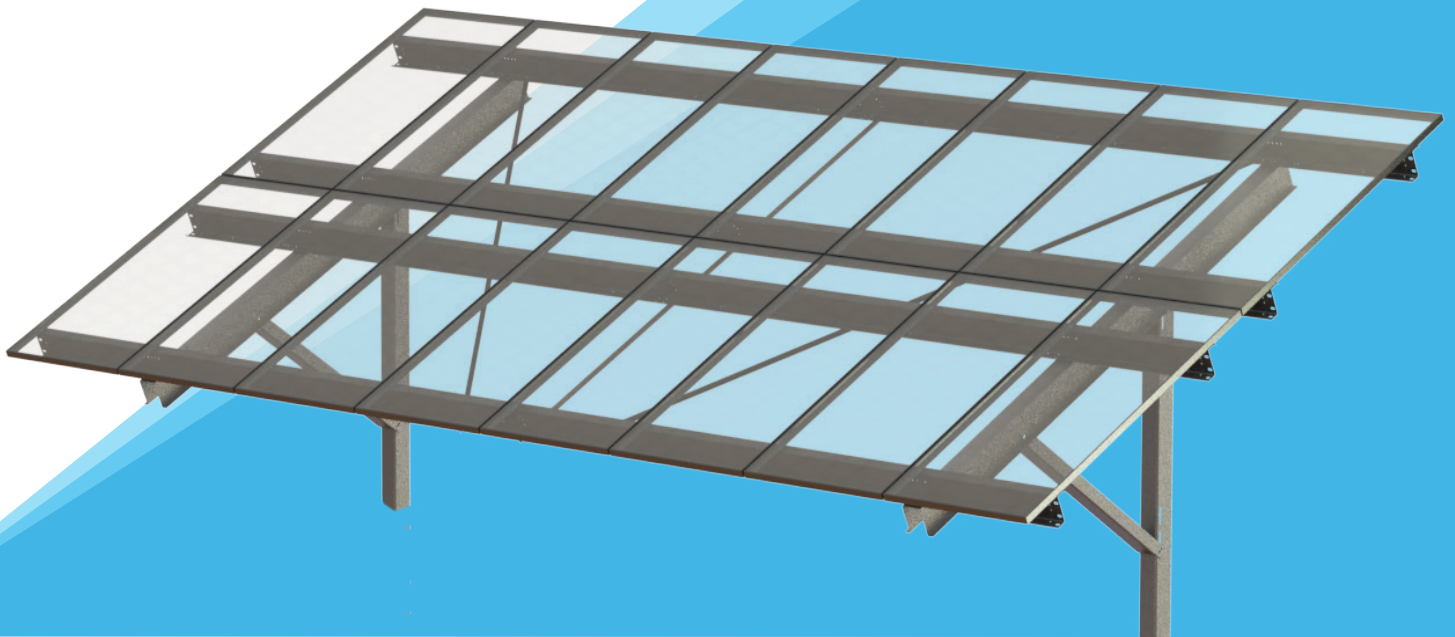


TECHNICAL DATASHEET

MAXSPAN™

**BEST QUALITY AND PRICED
POST DRIVEN, FIXED TILT
SOLAR RACKING SYSTEMS**




FAST INSTALL + HANDLES SLOPING GROUND


- **LESS POSTS WITH UNMATCHED SPAN**
- **POST BRACKET ADJUSTMENT HANDLE UP TO 15% EAST-WEST TERRAIN SLOPES AND UNDULATIONS**
- Supports all commercially available poly, glass, and thin film modules.
- Rugged design enables 175 mph [78 m/s] wind and 90 psf [4,300 Pa] snow loads.
- Pull test and geotech services available.
- Galvanized Z purlins have integrated trays for easy wire management.
- 10° to 35° tilt with multiple inter-row spacing options.



2-4Up in Portrait Single Post System



4-8Up in Landscape for Bifacial Modules



2-4Up in Portrait and 4-8Up in Landscape



EastWest Post System

GameChange Solar

HEADQUARTERS

230 East Ave, Suite 100
Norwalk, CT, USA
Phone: +1 (203) 769-3900
Fax: +1 (646) 607-2223
gamechangesolar.com
media@gamechangesolar.com

GLOBAL OFFICES

El Paso, TX
Florence, SC
Dublin, Ireland
Madrid, Spain
Wuxi, China
Bangalore, India
Dubai, UAE
Buenos Aires, Argentina
Johannesburg, South Africa
Newcastle, Australia

RESEARCH & DEVELOPMENT CENTER

Brimfield, MA, USA

SERVICE SUPERCENTERS

Lakeland, FL, USA
Mesa, AZ, USA
Santiago, Chile
Madrid, Spain
Bogotá, Colombia

DISCLAIMER: GameChange Solar provides this documentation without warranty in any form either expressed or implied. GameChange Solar may revise this document at any time without notice.

Rev. 1-26-2023

FEATURES

- Industry’s most flexible racking system handles undulating ground conditions.
- Three axes of adjustability demanded by installers for navigating real world site conditions where significant adjustability in the field is required.
- The unmatched span capability of MaxSpan™ means there are fewer foundations than competing systems, which means less posts and less post installation cost. As few as 180 posts per MW for 2 up in portrait. 130 posts per MW for 3 up in portrait.
- Over 5" [12.7 cm] vertical adjustment for fast top of post leveling.
- Up to 4'-0" [122 cm] high ground clearance to allow for snow and vegetation.
- 10° to 35° tilt with multiple inter-row spacing options.
- Accommodates for framed modules (including First Solar Series 6™) in 2 to 4 portrait and 4 to 8 landscape and multiple glass on glass module configurations including First Solar Series 4™.
- Full layout and engineering analysis for every project.
- Integrated grounding and wire management.
- Wide flange and roll formed posts available.
- South facing and EastWest system option.
- Single and Dual Post configuration available.
- Pre-assembled "Swiss Army Knife" beam:
 - One worker carry by weight.
 - Just bolt it onto post extender, cut zip tie, swing braces and brackets into position, and bolt down.
 - All hardware and brackets pre-attached and in assembly kit.
 - Super simple staging: one unit replaces previous staging of nuts, bolts, brackets, braces, and beam.
- MaxSpan™ with TwistClamps™:
 - TwistClamps™ Increase Panel Install Speed 400%.
 - 400 modules per worker day versus 100 with nuts and bolts.
 - One worker inserts and twists all pre-assembled TwistClamps™ into purlins.
 - Follow-up workers slide modules under TwistClamps™.
 - Workers then use torque wrenches to do just one final rotation on the pre-attached serrated flange nyloc nut to reach required torque and simultaneously grounds the module.
 - Workers can slide modules north and south when TwistClamps™ are used so that the modules always align.

TEST & CERTIFICATION

- Meet IBC and ASCE standards for structural loading.
- Electrical bonding with GameChange top mount clamps or star washers included.
- ETL / UL 2703 tested (similar to the relevant sections of IEC 61215 & 61730).
- Wind tunnel tested by industry leader CPP.
- Independent assessment by Black & Veatch.
- Designed and engineered in the US. Includes a 20-year warranty.

CALCULATIONS

- PE Stamped Drawings - Design loads according to local building codes: ASCE 7, NBC, Eurocode, AS1170, IS875, and SANS10160.
- 100% code compliant designs for any locality.

PULL TEST & GEOTECH

- Vertical and lateral capacity of the post is determined by pull test.
- Test data is then analyzed by our in-house engineering team in parallel with geotechnical report to identify the most efficient embedment depths, spans and post type.

MATERIAL

- Post: G235 [55 µm] galvanized steel (HDG ASTM A123 option also available).
- Galvanized Purlins, NS Beam, Brace: G90 [20 µm] galvanized steel. Standard up to G180 [40 µm] special order.
- Star bolt or ETL / UL top mount teathed module clamp: stainless steel & magnicoat.
- Proprietary Integrated-Hardware™ for faster structure assembly, module mounting and reduced O&M cost. Oversized Serrated Flange Nyloc Nut and Oversized Flange Star Bolt with integrated star washer eliminates the need for washers and star washers.