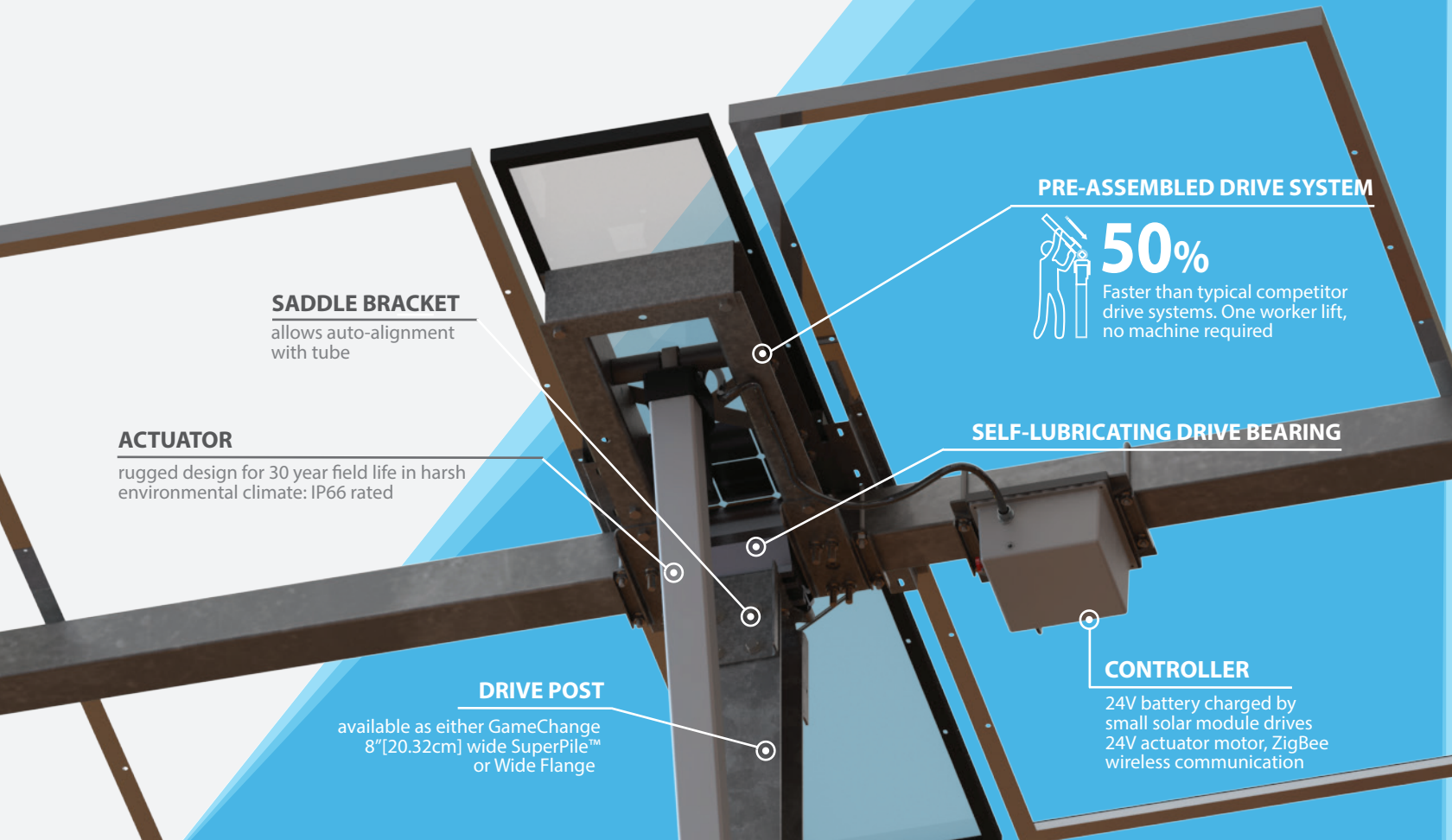


OVER 3.2 GW SOLD
Every System For Your Every Need

GAMECHANGE SOLAR
REPOWERING THE PLANET

GENIUS TRACKER™
WORLD'S HIGHEST POWER PRODUCING
AND FASTEST INSTALLING SOLAR TRACKER

**TECHNICAL
DATASHEET**



SADDLE BRACKET
allows auto-alignment
with tube

ACTUATOR
rugged design for 30 year field life in harsh
environmental climate: IP66 rated

DRIVE POST
available as either GameChange
8" [20.32cm] wide SuperPile™
or Wide Flange

PRE-ASSEMBLED DRIVE SYSTEM



50%
Faster than typical competitor
drive systems. One worker lift,
no machine required

SELF-LUBRICATING DRIVE BEARING

CONTROLLER
24V battery charged by
small solar module drives
24V actuator motor, ZigBee
wireless communication

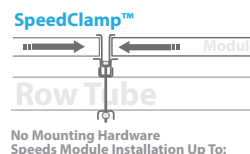
OWNERS BENEFITS

UP TO **6.75%** **MORE POWER
PRODUCTION**

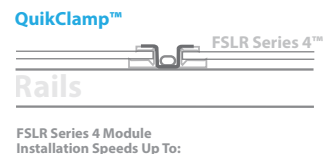
**RESULTS IN HIGHER
KWH OUTPUT & UP TO
40% HIGHER ROE**
Varies based on project specifics

INSTALLERS BENEFITS

FASTEST INSTALLING SYSTEM
ADVANCED DESIGN INNOVATIONS AND PRE-ASSEMBLED COMPONENTS



40%



30%

OVER 3.2 GW SOLD

Every System For Your Every Need



GENIUS TRACKER™ OWNERS BENEFITS

UP TO 40% HIGHER ROE

Combine to increase owner cash flow of sample project to \$17MM cash flow vs \$13MM & \$15MM for competitors

Higher Module Density - increased row spacing means more time facing the sun and less time running from the shade, adds up to 5% more power production than competitors

WeatherSmart™ - AI technology optimizes tilt angle based on weather data to maximize power production, adds up to 1.25% additional power production

PowerBoost™ - Smart optimization allows table rows to respond individually based on topography to prevent shading, adds up to 0.5% additional power production. Available in Q4 2018

LOWEST O & M COST

Lowest grass cutting & module washing cost

Zero maintenance drive system

INSTALLERS BENEFITS

FASTEST INSTALLING SYSTEM

Advanced design innovations & pre-assembled components

Pre-assembled Drive Arm - can be lifted by one worker, no machine required. 50% faster than typical competitors

SpeedClamp™ - Mounts modules with no mounting hardware, speeds module installation up to 40%

QuikClamp™ - Speeds install for FSLR Series 4 modules up to 30%

GameChange Solar

152 W 57 Street 17FL
New York, NY 10019
Phone: 212-388-5160
Fax: 646-607-2223
Email: info@gamechangesolar.com

***Disclaimer:** GameChange Solar provides this documentation without warranty in any form either expressed or implied. GameChange Solar may revise this document at any time without notice.

Modules	Supporting Type	Most commercially available, including frameless crystalline and thin film	
Civil	Slope Tolerance (N-S)	7% standard, can go to 15% special order	
	Slope Tolerance (E-W)	15% Tracker follows slope (V/N) Yes	
Structural	Drive Type	Robust linear actuator stainless steel & aluminum	
	Piles per MW	450/MW typical	
	Operating Wind Load	105mph(Std) / 130mph(Premium 1) / 150mph(Premium 2) / 175mph(Premium 3)	
	Snow Load	5psf(Std) / 20psf(Premium 1) / 40psf(Premium 2) / 60 psf(Premium 3)	
	Tracking Range (Std)	45°, 52° Tracking Range (Premium) 60°	
	Pile Sections	G235 galvanized steel (or HDG option) roll formed standard posts, HDG wide flange option also available	
	Pile Size (Interior) & (Exterior)	6" X 6" roll form shape or W6x7 or W6x9 or W6x15 wide flange	
	Motor Foundation	6.5" x 8" roll form hat or W6x15 or larger wide flange	
	Standard Embedment	5 - 7 ft Flood Plain Allowance Up to 6 feet	
	Design	Module Configuration	1 up in portrait for crystalline, FSLR Series 6, 2 up landscape for Bifacial, 3 to 4 up landscape FSLR Series 4
		Modules per Table	Up to 340 ft. (for example 102.72 cell crystalline)
		Module Attachment	SpeedClamp™ or Bolts available for bottom mount frame modules or clamps for glass on glass modules
Ground Coverage Ratio		0.25 to 0.65	
Rows per Drive		1 drive per tracker(table), distributed drive system	
Powering System		Onboard solar module with battery or wireline power	
Compliance		UL 2703 / 3703	
Ground Clearance To Module		2 ft	
Min / Max Ground to Top of Pier		51" typical / ground clearance + 51" + 9" adjustment range	
Backtracking		Yes, although can be turned off as requested (i.e. for FSLR modules)	
Temperature Range		-20° C + 48° C	
FCC 3rd party design verified		Compliant with FCC guidelines	
Self Perform	Specialty Tools Required	No	
	Mechanical Installation	Available	
	Max offload for deliveries	As per customer requirement	
Electrical	Tracking Method	Time and location based algorithm	
	String Design	Compatible with any string size	
	Cable Supports	Free hole punching as per customer requirement	
	Linear Actuator Motor	24 volt DC	
	Controller Box	Zigbee® wireless communications, 24v solar panel and battery or wireline power	
	Control System	Master to Node: Zigbee® wireless communications Master to SCADA/DAS: MODBUS communications	
	# of Motors	28 to 52 / MW depending on panel wattage and loading conditions (35 for typical conditions)	
	1000V System or 1500V System	Both	
	Grounding Method	Tracker structure is part of grounding path per UL 2703	
	UL Listed Assembly	UL 2703 / UL3703	
	NEMA Ratings	IP66 stroke tube end /67 waterproof motor end (NEMA 3x/4 equivalent)	
	# Weather Station	1 per 6 MW typical	
	Monitoring System	Web portal interface available Compatible with all standard third party monitoring vendors	
	Snow & Flood Sensors	Move panels to optimum location for weather events	
	Backup Power	Solar module and battery providing integrated backup - 3 days	
O & M	Warranty	5 year drive & control, 10 year structural standard, 10 / 20 also available	
Shipping	Max load	45,000 lbs. per truckload 5,000 lbs. maximum bundle size 2,900 lbs. or other maximum as requested by customers	
	Shipping Containers or flatbeds	Flat beds for structure, dry vans for hardware	
	# Trucks per MWdc	2.76 typical	
Commissioning	Backfeed required?	No, Generator for power to master as alternative	